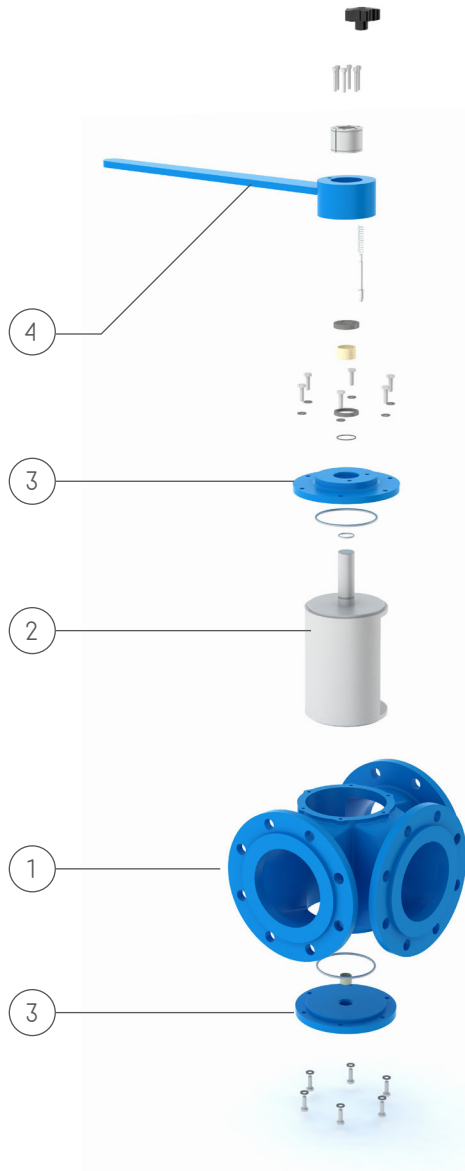
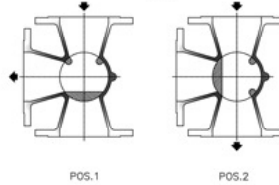
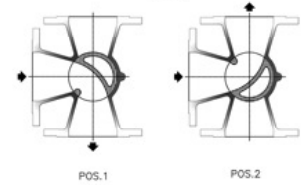


**DEVIATORE A 3 VIE COMANDO A LEVA**
**3 WAYS DEVIATOR WITH LEVER**

 CON ROTORE 90°  
 art. 15

 CON ROTORE 180°  
 art. 18

**MATERIALI E CARATTERISTICHE / MATERIALS AND CHARACTERISTICS**

1	Corpo / Body	GG25, CF8M / GG25, CF8M
2	Rotore / Rotor	AISI 304, AISI 316, / AISI 304,, AISI 316
3	Coperchio / Cover	GG25, CF8M / GG25, CF8M
4	Leva / Lever	Ferro verniciato, AISI 304 / Painted Iron, AISI 304
Tenuta verso esterno / Seal towards the outside		100%
Foratura Flange / Flange drilling		UNI EN 1092 -1 PN 10 (EX UNI2277 - PN10)

**DEVIATORE 3 VIE COMANDO A LEVA / 3 WAYS DEVIATOR WITH LEVER CONTROL**

DN		MISURE (mm) DIMENSION (mm)				PESO WEIGHT
inch	mm	Y	H	D	B	kg
4"	100	180	265	220	110	27
5"	125	210	310	250	120	37
6"	150	240	365	285	140	58
8"	200	295	410	345	170	90
10"	250	350	450	395	200	115

